

Summer 2018

The following represents an assessment of the weather experienced across the UK during Summer 2018 (June, July, August) and how it compares with the 1981 to 2010 average.

Most of this summer was dominated by warm and largely sunny weather, with only short unsettled spells bringing rainfall mostly of a showery and sometimes thundery nature, though after the first week of August conditions were closer to average. Following a May in which the weather turned increasingly settled and warm, high pressure retained a regular influence over the UK, though Scotland saw regular bands of rain during 13th-20th June and was often less settled from mid-July onwards. More general showery rain across the UK in the last few days of July ended sequences of over 50 dry days at a few south-eastern stations. Temperatures were well above average for much of the time up until August 8th, with numerous days bringing readings above 30 °C somewhere in the UK, and only brief cooler spells in mid-June and late July. Sunshine overall was above average, though western areas had a duller August.

Both June and July 2018 saw daytime temperatures well above average in all areas, especially western areas in June and central/southern areas in July. Minimum temperatures were above average but by more modest amounts. August temperatures were closer to average, with only England remaining warmer than average. UK monthly mean temperatures were 1.8 °C above average in June, 2.2 °C above in July, and 0.3 °C above in August. Overall this summer was provisionally the equal warmest on record for the UK.

June was much drier than average across most of England, with less than 10% of average rainfall in parts of the south-east, though with rainfall totals nearer to normal in parts of Scotland: overall the UK had 48% of average rainfall. July was also much drier than average until the last few days, especially towards the south-east, but the UK ended up with 71% of average rainfall for the month. August rainfall totals were broadly closer to average, with 95% for the UK overall.

Many areas, most especially towards the west, were much sunnier than average in both June and July. Eastern areas were slightly above normal for August sunshine, but other areas were near or below normal. Sunshine totals for the UK overall were 142% of average in June, 138% of average in July, and 90% of average in August.

UK statistical summary

Mean Temperature

The provisional mean value is 15.8 °C, which is 1.4 °C above the 1981-2010 average.

Rainfall

The provisional total is 176 mm, which is 73% of the 1981-2010 average.

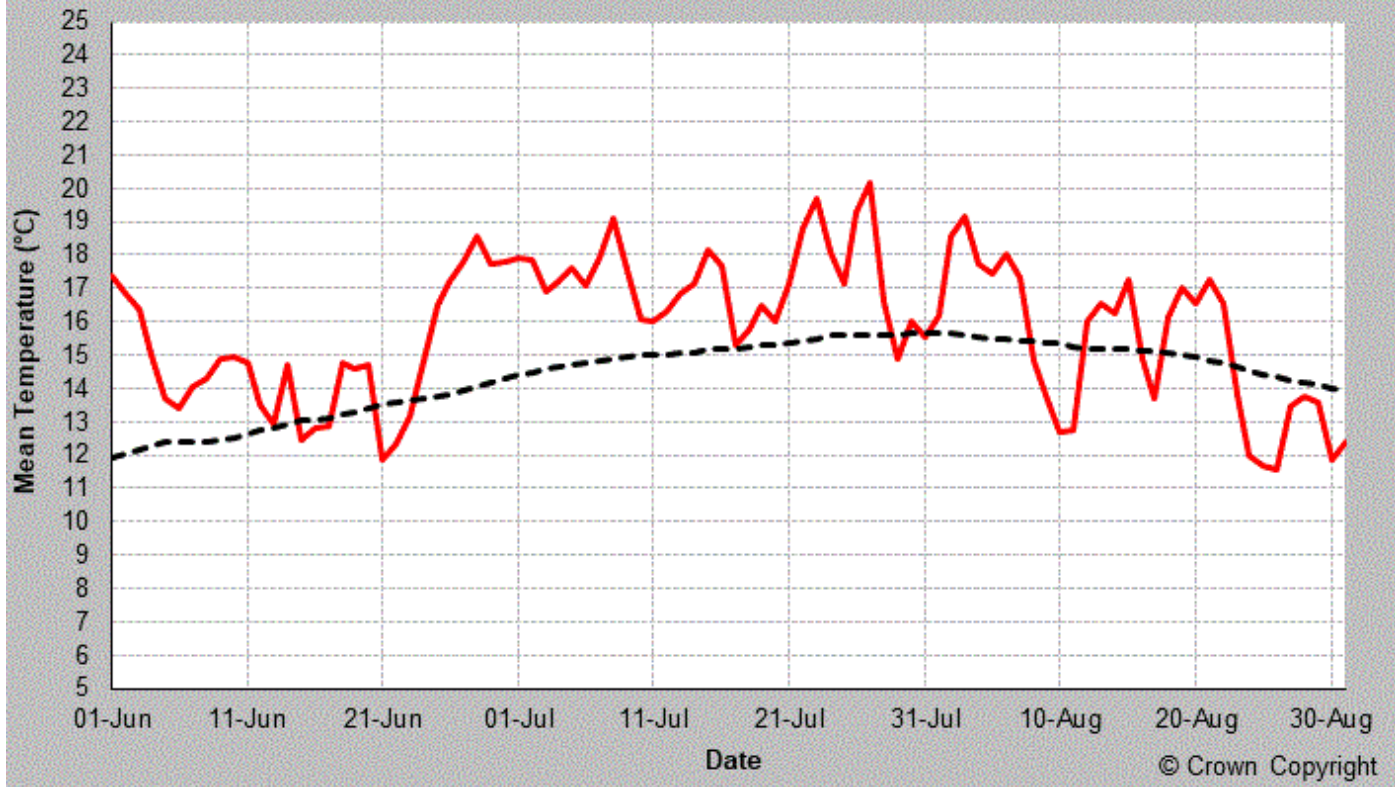
Sunshine

The provisional total is 625 hours, which is 124% of the 1981-2010 average.

Mean Temperature - Summer - 2018 - UK


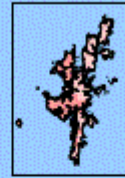


— 2018 - - - 1981-2010 Average






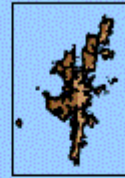
Summer 2018
Mean Temperature
1981-2010 Anomaly



© Crown copyright



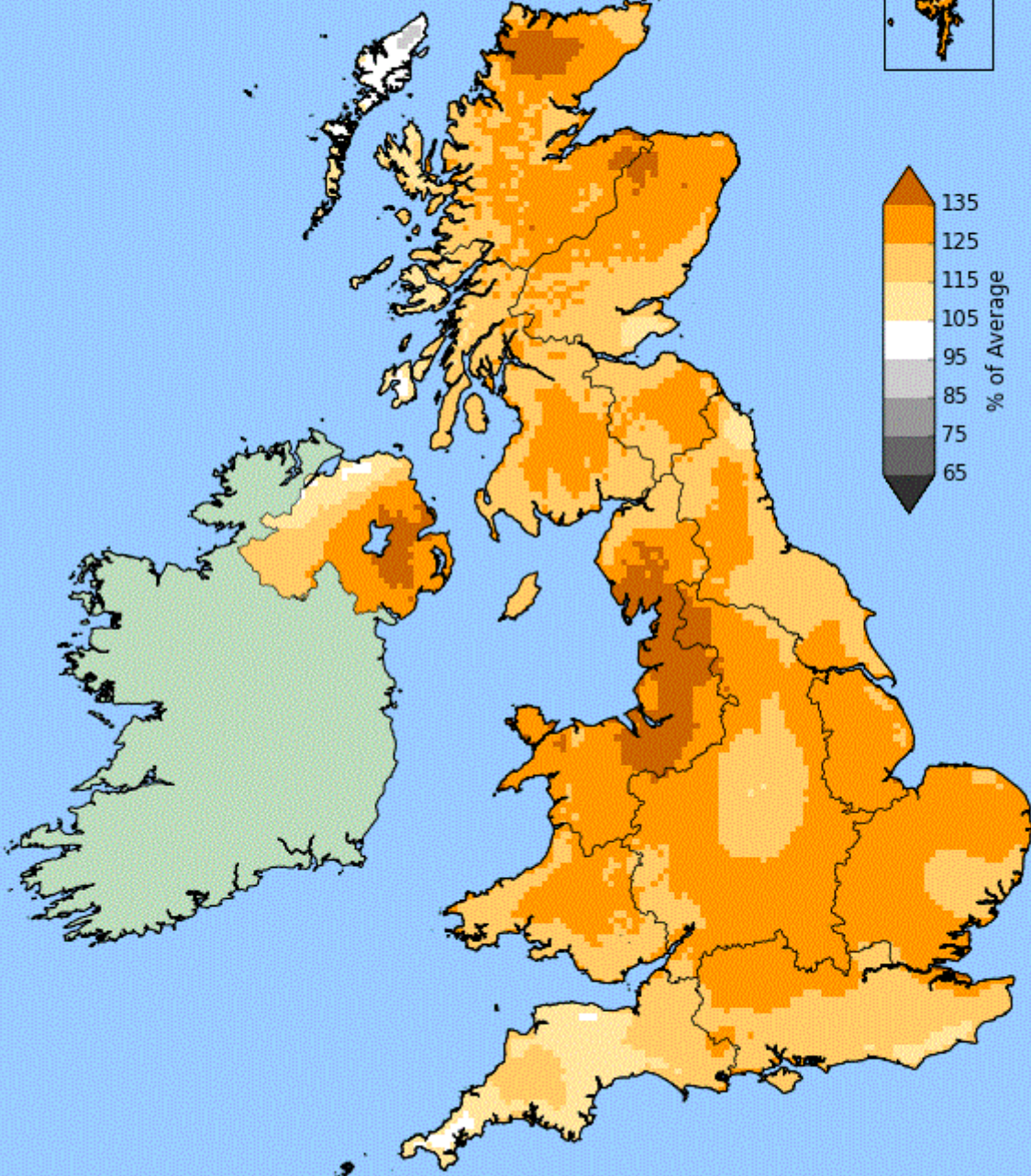
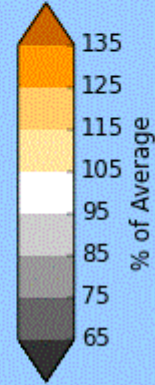
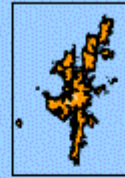
Summer 2018
Rainfall Amount
% of 1981-2010 Average



© Crown copyright



Summer 2018
Sunshine Duration
% of 1981-2010 Average



© Crown copyright

Last updated: 6 September 2018